



Google Classroom



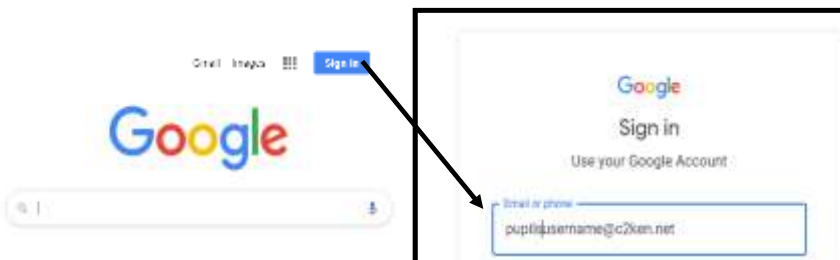
What is Google Classroom?

Google Classroom is a Virtual Learning Environment that allows Teachers to share lesson resources and links over the internet with their pupils. All pupils have access to this with their existing usernames and passwords that they use in school everyday.

How do I Access Google Classroom?

To access this pupils can simply visit www.google.co.uk and click the sign in button.

[Sign in](#)

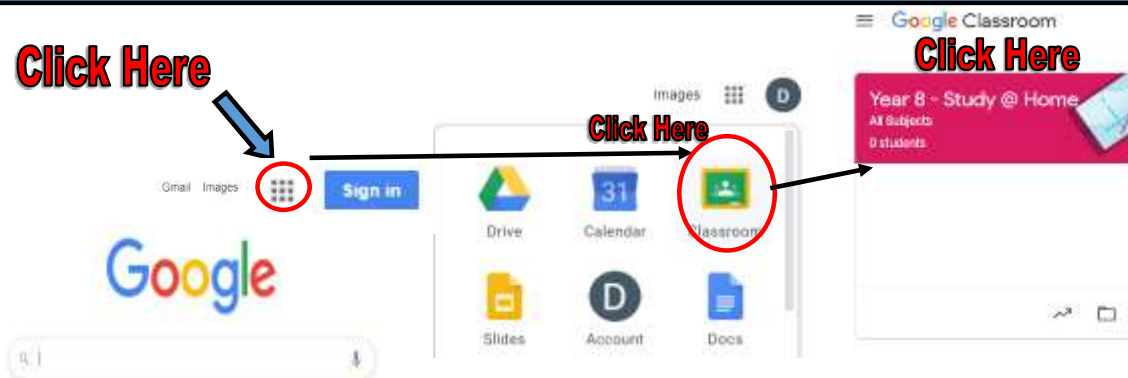


Username example `jbond478@c2ken.net`
Password = Usual school password for ICT

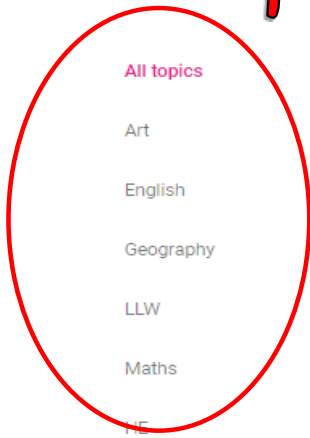
Click Here

Click Here

Click Here



Select Subjects



Stream **Classwork** People Marks

+ Create

Art

Ceramic Monster Project

Google Calendar

Access Learning Materials

You can also access Google Classroom from an iPad or Mobile device by accessing the relevant App Store and downloading the free **Google Classroom App**.



Using a tablet or mobile to access work

If you are accessing your work from home it is important that you download the following apps to ensure you are able to complete and return work.

As stated above you will need the Google Classroom App along with the below Google Apps for Education.

Docs



Sheets



Slides



It is also important that you download Microsoft Office so you have access to all the software you may need. See the separate help on the help sheet on the College website on how to download that onto your device.



Google Classroom Etiquette

It is important to remember that Google Classroom is a formal workspace for all staff and pupils. This means it is very different from you using a social media platform.

Pupils are expected to:

- ✓ Contribute to allocated classes positively
- ✓ Check over all posts/work before submitting anything
- ✓ Support other users when possible
- ✓ Respect all other users at all times
- ✓ Post relevant and appropriate content/comments only
- ✓ Try your best to overcome problems and ask for help if unsure.
- ✓ Avoid negative comments

